

Post-Mortem Course Outline



Thank you for your interest in our Post-Mortem course! In this course outline you find more information about what this course entails. The PM course is designed by Dr Ulf Tubbesing.

WILDLIFE VETS
NAMIBIA

Why this course?

Doing a Post-Mortem (PM) on a fresh carcass dramatically improves the chances of getting a correct diagnosis concerning the cause of death of an animal. This knowledge helps you to improve the general herd management, and possibly prevent a disease from spreading. Since Namibia is such a vast country, getting a vet in is not always practical. We therefore designed this PM course to teach you the basic principles of doing a thorough and systematic PM.

This course is meant for farmers (livestock and game) and other interested people. After this course, you should be able to perform a basic PM by yourself. If you wish, we can afterwards help you to understand your PM. We ask you to then send all your information, samples and photos to us. We examine them and/or sent them to the lab, interpret the results and discuss the findings with you. This not only helps you, but also improves our general knowledge of diseases in Namibian wildlife/livestock.

1

The course is given by wildlife veterinarian Dr Ulf Tubbesing and wildlife para-professional Mariska Bijsterbosch.



PM Course at Erindi; lecturing and performing a PM on a deceased African wild dog

Dr. Ulf Tubbesing

✉ P.O. Box 50533 Bachbrecht, Windhoek

☎ +264 (0) 81 128 0350 ✉ ulft@africaonline.com.na








🌐 www.wildlifelivetsnamibia.com

Course schedule

In this 1.5 to 2 day course we will discuss quite a lot of topics regarding doing a PM. The course mostly consists of PowerPoint lectures, and a practical part where we do an actual PM.

Below you find a summary of the course schedule (note this may be subject to change):

Day 1:

Topic	What?
 Introduction to basic pathology	In this first lecture everybody introduces themselves, and can share some experiences. We clarify some definitions, and explain when you should NOT do a PM yourself. How to handle and dispose of a carcass will also be discussed.
 Anatomy and Physiology	Back to school! We will teach you (in a basic manner) where the organs are located, and what they do. When you understand the importance of different organs, you will also understand why sample collection is so important. We also explain which samples you should take.
 PM changes	When an animal dies, the body starts rotting. This process can cause organs and tissues to change. In this lecture we teach you how you can differentiate abnormal lesions, from lesions caused by the rotting process.
 PM Photography	Taking good photos is more difficult than it seems. We often get blurry, unclear photos with the question 'why did my animal die?'. We briefly discuss some basic photography tips, and then show you step by step how to take proper PM photos. Remember, you are our eyes, so the better your photos, the better we can help you.
 Basic PM kit	In this short lecture we explain what you should have ready when you want to conduct a PM. If you want us to make a PM kit for you, contact us on mariska@wildlifelivetsnamibia.com .
 Diagnostic sample collection	Doing a PM is one thing, but your eyes cannot see everything. Under the microscope we can see so much more, one if the reasons why proper sample collection is so important. In this lecture we explain and show you how to collect samples from a carcass.
 Specific organ lesions	This will be a heavy lecture, in where we will show you all kinds of organ lesions and diseases you may encounter while doing a PM.

You learn about:

- 🐾 *When (not) to do a PM*
- 🐾 *Carcass handling*
- 🐾 *Applied anatomy and physiology (where are the organs, what do they do etc.)*
- 🐾 *Basic PM kit*
- 🐾 *Doing a systematic and comprehensive PM*
- 🐾 *Sample collection (e.g. formalin, sterile, blood smears, faecal impression) and handling*
- 🐾 *Proper reporting on patient history and PM findings*
- 🐾 *Basics of medical/forensic photography*
- 🐾 *Lesion identification and significance*
- 🐾 *Poaching and crime scene handling*
- 🐾 *Practical content: PM demonstration*



PM Course at AfriCat; external examination of an oryx




Dr. Ulf Tubbesing

📧 P.O. Box 50533 Bachbrecht, Windhoek

☎ +264 (0) 81 128 0350 ✉ ulft@africaonline.com.na

🌐 www.wildlifelivetsnamibia.com

Day 2

Topic	What?
 Poaching and crime scene handling	In this (optional) lecture we explain what do (and NOT to do) to when you discover your animal is poached. In some cases you should not do the PM yourself, but call the police and a veterinarian. We explain shortly how you should handle the crime scene, and potential evidence.
 The PM procedure	In this lecture we show and explain you step by step how a systematic PM is conducted.
 PM practical	After the lectures we will conduct a PM together, here we will show you step by step how to do it, and there will be plenty of time for questions. We also show you a document we made that will guide you through a PM when you do it yourself (we will give you a basic and extended 'how to do a PM' guide on a USB stick).

Venue

To be confirmed.

Costs

To be confirmed. This is inclusive of lecture material (you will get the PPT's and extra useful material in a PDF form on a USB stick), the lectures itself, use of the facilities, and a practical PM demonstration. When you complete the course, you will receive a certificate.

3

As we want to start early, there will be an opportunity to sleep over the day before the course starts. We will inform you about the location and prices at a later stage.

Only fully paid-up course fee prior to the start of this course will be allowed participation.

More information

If you have any questions or you want more information, please do not hesitate to contact us!

Wildlife Vets Namibia

Ulf Tubbesing

+264 (0)81 128 0350

ulf@wildlifestvetsnamibia.com



Mariska Bijsterbosch

+264 (0)81 382 8473 / +31 (0)6 4369 3095 (WhatsApp only)

mariska@wildlifestvetsnamibia.com

Dr. Ulf Tubbesing

 P.O. Box 50533 Bachbrecht, Windhoek

 +264 (0) 81 128 0350  ulf@africaonline.com.na

 www.wildlifestvetsnamibia.com